

NEW INFILL PAD AVAILABLE - NWC MILL AVE & SOUTHERN | TEMPE, AZ



ACRES:
±0.62

ADDRESS:
3232 SOUTH MILL AVENUE, TEMPE, AZ 85282

SQUARE FEET:
±26,902

SUMMARY:

This Fry's anchored neighborhood center is located at the intersection of Mill Avenue and Southern Avenue with a daily traffic count of nearly 60,000 vehicles per day. The surrounding trade area boasts a population of nearly 160,000 residents and over 200,000 workers with an average annual household income over \$65,000.

ZONING:
PSC
PLANNED SHOPPING CENTER



2415 E Camelback Rd, Suite 900
Phoenix, Arizona, 85016
www.BarclayGroup.com

Jim Gardner
Executive Vice President
602.224.4149 Direct
480.596.9399 Office
jgardner@barclaygroup.com

OVERVIEW

TRAFFIC COUNTS

Southern Ave: ± 28,495 VPD
Mill Avenue: ± 31,001 VPD
Total Traffic: ± 59,496 VPD

DEMOGRAPHICS

Average Household Income

1 Mile	3 Miles	5 Miles
\$69,863	\$66,530	\$72,985

Total Population

1 Mile	3 Miles	5 Miles
15,248	159,681	440,558

Daytime Population

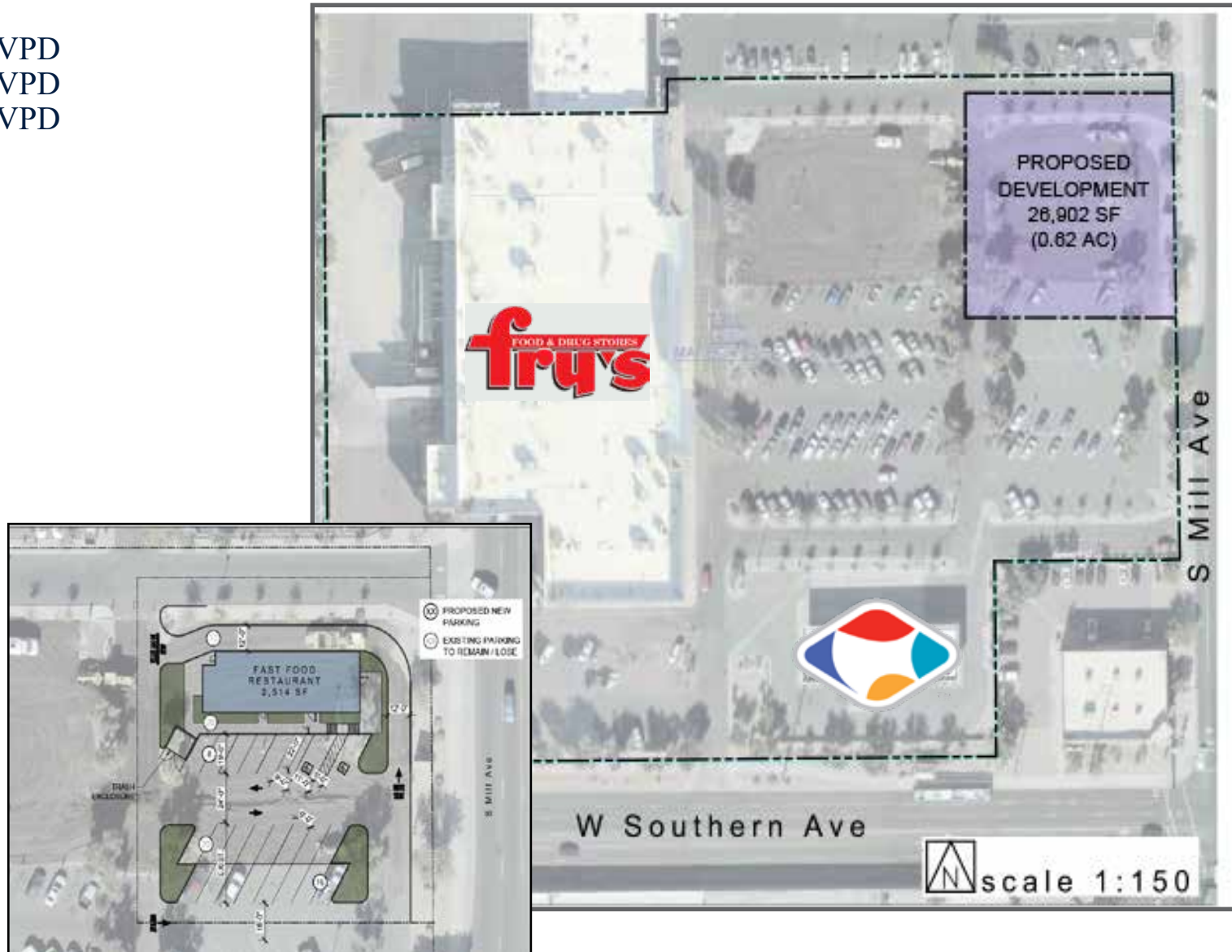
1 Mile	3 Miles	5 Miles
21,662	217,980	440,558

Total Households

1 Mile	3 Miles	5 Miles
6,433	63,327	129,023

AVAILABLE

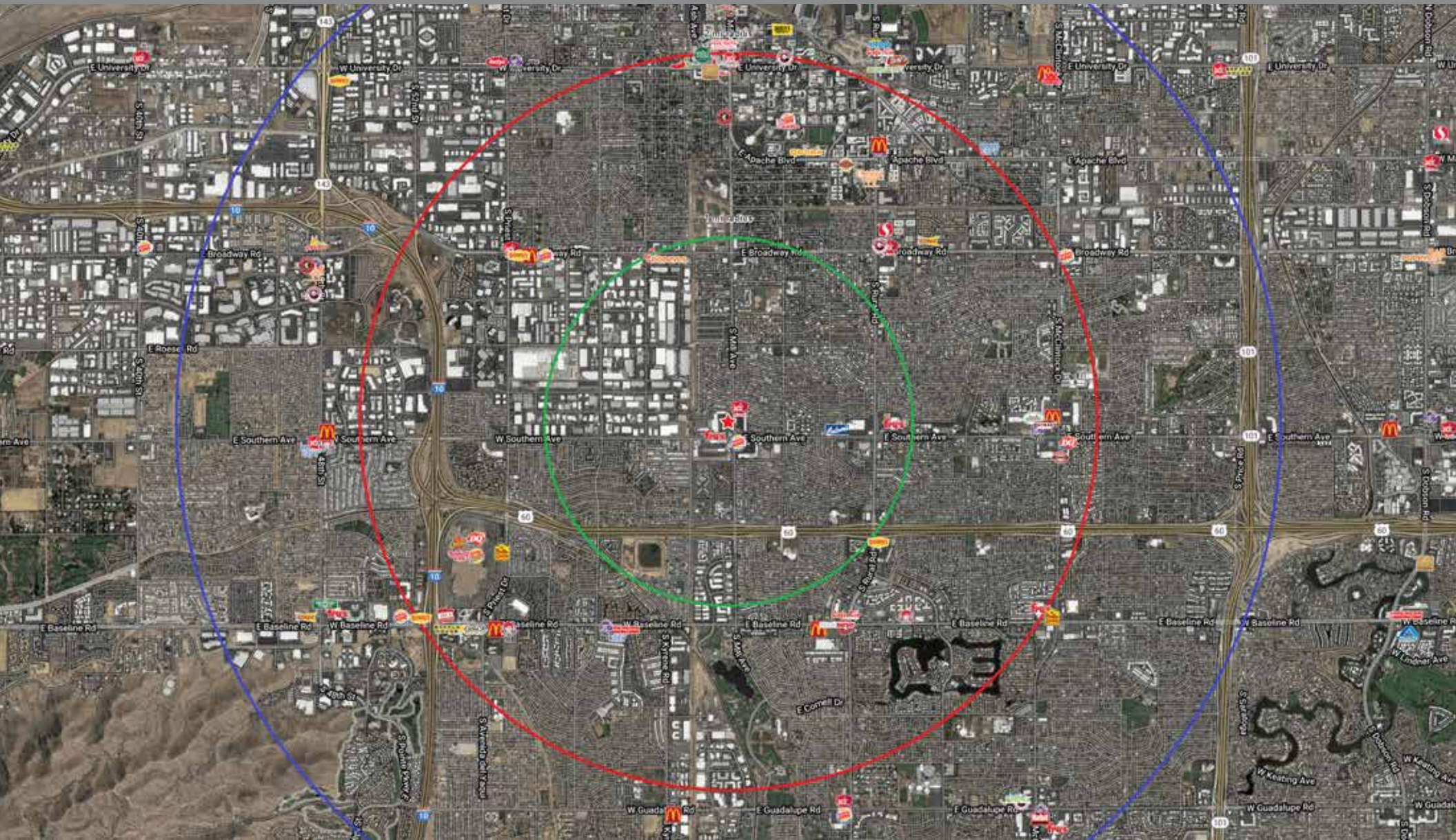
- PAD ± 26,902 SF, 0.62 AC



2415 E Camelback Rd, Suite 900
 Phoenix, Arizona, 85016
www.BarclayGroup.com

Jim Gardner
 Executive Vice President
 602.224.4149 Direct
 480.596.9399 Office
jgardner@barclaygroup.com

AERIAL MAP



2415 E Camelback Rd, Suite 900
Phoenix, Arizona, 85016
www.BarclayGroup.com

Jim Gardner
Executive Vice President
602.224.4149 Direct
480.596.9399 Office
jgardner@barclaygroup.com

DEMOGRAPHICS (3 MILES)

ANNUAL HOUSEHOLD SPENDING



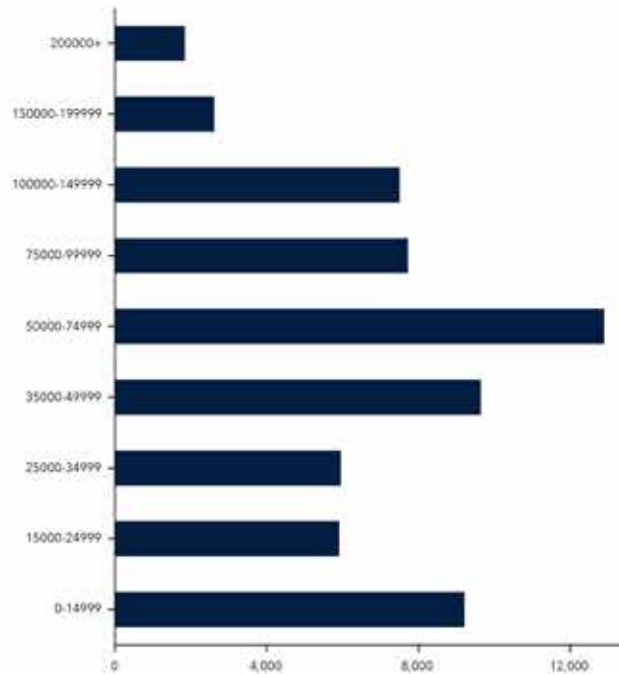
INCOME



Company/Business Name	Direction	Distance
CARIBBEAN PALM & RESTAURANT	NE	0.0
JACK IN THE BOX	NE	0.1
FIFTY ONE WEST	SE	0.1
CASA REYNOSO	NE	0.1
AZUSA RAMEN	NE	0.1
ZESTY ZZEKS PIZZA & WINGS	NE	0.1

Closest 6 locations

KEY FACTS



Average Household Size for this area

2.34 which is less than the average for United States

Area	Value	0.00	4.00
Maricopa County	2.69		
Arizona	2.64		
United States	2.59		
This area	2.34		

EDUCATION



EMPLOYMENT

