

ANTHEM CROSSROADS | PHOENIX, AZ



ACRES:

±13.90

SQUARE FEET:

±130,870

ZONING:

C-2
INTERMEDIATE COMMERCIAL

AVAILABLE:

SUITE 158: ±2,600 Square Feet

ADDRESS:

39508 N W DAISY MOUNTAIN DR, PHOENIX, AZ 85086

SUMMARY:

The Fry's Signature concept includes furniture, home decor, a wine shop, organic produce, floral, a coffee shop and an expanded deli. This location is part of the Anthem master planned community consisting of 5,920 acres with an estimated population of over 40,000 people. Anthem was voted "Best Master Planned Community in America" by the National Association of Home Builders. It is the only grocery anchored center at the entrance to Anthem at Daisy Mountain Drive.



2415 E Camelback Rd, Suite 900
Phoenix, Arizona, 85016
www.BarclayGroup.com

Brett Sheets

Senior Vice President Leasing
602.224.4147 Direct
602.908.8837 Cell
bsheets@barclaygroup.com

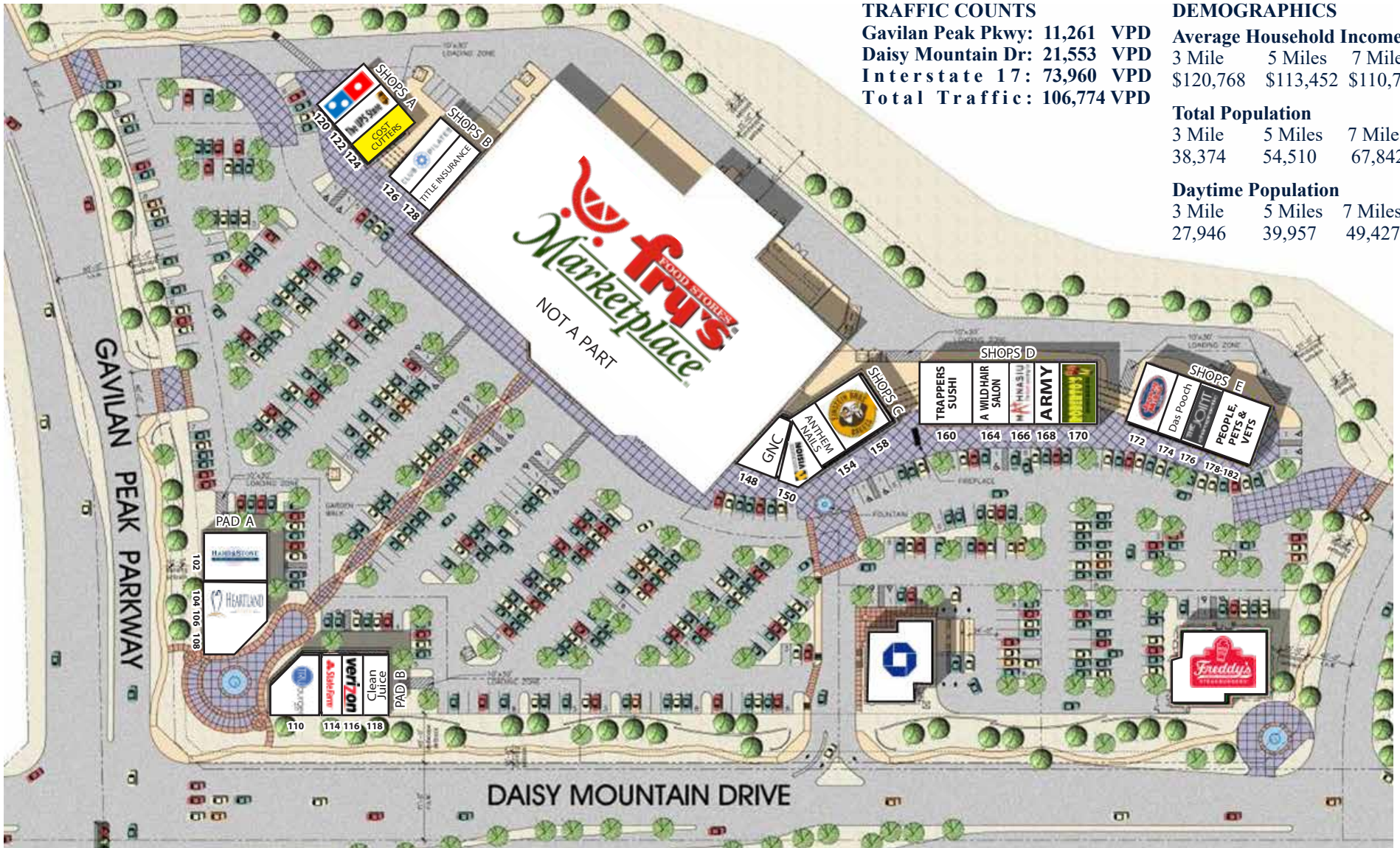
Kristin Walrod

Senior Leasing Manager
602.224.4171 Direct
480.521.4822 Cell
kwalrod@barclaygroup.com

Matthew Archer

Leasing Associate
602.224.4160 Direct
602.908.8680 Cell
marcher@barclaygroup.com

SITE PLAN



TRAFFIC COUNTS

Gavilan Peak Pkwy: 11,261 VPD
 Daisy Mountain Dr: 21,553 VPD
 Interstate 17: 73,960 VPD
 Total Traffic: 106,774 VPD

DEMOGRAPHICS

Average Household Income
 3 Mile 5 Miles 7 Miles
 \$120,768 \$113,452 \$110,724

Total Population
 3 Mile 5 Miles 7 Miles
 38,374 54,510 67,842

Daytime Population
 3 Mile 5 Miles 7 Miles
 27,946 39,957 49,427



BARCLAY
GROUP

2415 E Camelback Rd, Suite 900
 Phoenix, Arizona, 85016
www.BarclayGroup.com

Brett Sheets
 Senior Vice President Leasing
 602.224.4147 Direct
 602.908.8837 Cell
bsheets@barclaygroup.com

Kristin Walrod
 Senior Leasing Manager
 602.224.4171 Direct
 480.521.4822 Cell
kwalrod@barclaygroup.com

Matthew Archer
 Leasing Associate
 602.224.4160 Direct
 602.908.8680 Cell
marcher@barclaygroup.com

DEMOGRAPHICS (3 MILES)

ANNUAL HOUSEHOLD SPENDING



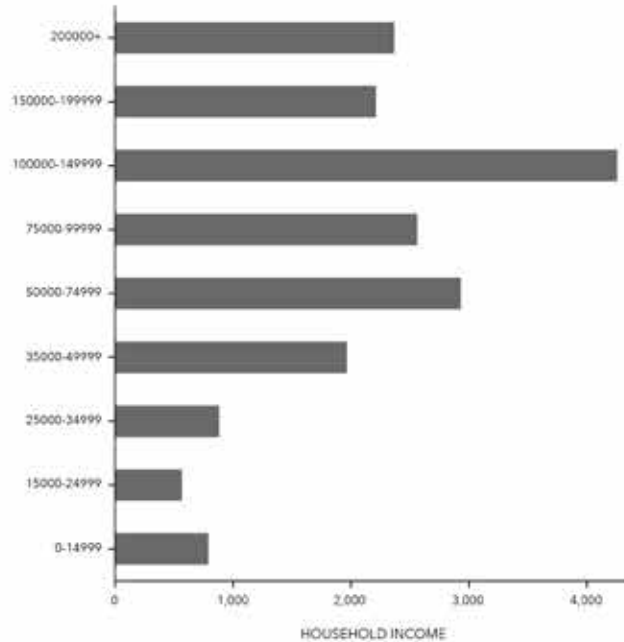
INCOME



Tapestry Segments



KEY FACTS

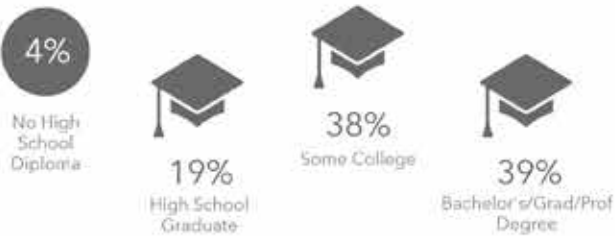


Average Household Size for this area


2.86 which is more than the average for United States

Area	Value	0.00	4.00
This area	2.86		
Maricopa County	2.69		
Arizona	2.64		
United States	2.59		

EDUCATION



EMPLOYMENT



BARCLAY
GROUP

2415 E Camelback Rd, Suite 900
Phoenix, Arizona, 85016
www.BarclayGroup.com

Brett Sheets
Senior Vice President Leasing
602.224.4147 Direct
602.908.8837 Cell
bsheets@barclaygroup.com

Kristin Walrod
Senior Leasing Manager
602.224.4171 Direct
480.521.4822 Cell
kwalrod@barclaygroup.com

Matthew Archer
Leasing Associate
602.224.4160 Direct
602.908.8680 Cell
marcher@barclaygroup.com

AERIAL MAP



BARCLAY
GROUP

2415 E Camelback Rd, Suite 900
Phoenix, Arizona, 85016
www.BarclayGroup.com

Brett Sheets
Senior Vice President Leasing
602.224.4147 Direct
602.908.8837 Cell
bsheets@barclaygroup.com

Kristin Walrod
Senior Leasing Manager
602.224.4171 Direct
480.521.4822 Cell
kwalrod@barclaygroup.com

Matthew Archer
Leasing Associate
602.224.4160 Direct
602.908.8680 Cell
marcher@barclaygroup.com